HG12-80(12V80Ah)

Specification

Cells Per Unit	6
Voltage Per Unit	12
Capacity	80Ah@10hr-rate to 1.80V per cell @25˚C
Weight	Approx. 24.0 Kg (Tolerance±2%)
Internal Resistance	Approx. 5.5 mΩ
Terminal	F11(M6)/F5(M8)
Max. Discharge Current	800A (5 sec)
Design Life	12 years (floating charge)
Maximum Charging Current	24.0 A
Reference Capacity	C3 62.4AH C5 70.5AH C10 80.0AH C20 84.2AH
Float Charging Voltage	13.6 V~13.8 V @ 25˚C Temperature Compensation: -3mV/˚C/Cell
Cycle Use Voltage	14.6 V~14.8 V @ 25˚C Temperature Compensation: -4mV/˚C/Cell
Operating Temperature Range	Discharge: -20˚C~60˚C Charge: 0˚C~50˚C Storage: -20˚C~60˚C
Normal Operating Temperature Range	25˚C±5˚C
Self Discharge	Valve Regulated Lead Acid (VRLA) batteries can be stored for up to 6 months at 25˚C and then recharging is recommended. Monthly Self-discharge ratio is less than 3% at 25˚C.Please charged batteries before using.
Container Material	A.B.S. UL94-HB, UL94-V0 Optional.

HG (Deep Cycle) series batteries provide superior high integrity and reliability.
It is specially designed for frequent cyclic charge and discharge.
By using strong grids, thick plate and specially active material are de signed for repeated deep-discharge applications.
The HG series batteries offers 30% more cyclic life than the standby series. It is suitable for solar and wind renewable energy storage, mobility and medical equipment, RV, telecom, broadband and cable TV, UPS systems etc.

MH28539

G4M20206-0910-E-16

Dimensions

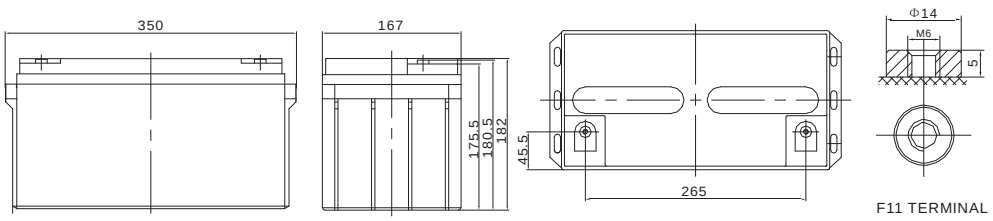

Length	350±1mm (13.8 inches)
Width	167±1mm (6.57 inches)
Height	182±1mm (7.17 inches)
Total Height	182±1mm (7.17 inches)
Terminal	Value
M5	6~7 N*m
M6	8~10 N*m
M8	10~12 N*m

Unit: mm

Constant Current Discharge Characteristics :A(25˚C)

F.V/Time	10MIN	15MIN	30MIN	1HR	2HR	3HR	4HR	5HR	8HR	10HR	20HR
1.60V	206.3	154.0	88.3	51.0	29.9	22.2	17.6	14.9	10.14	8.59	4.38
1.65V	199.4	149.4	86.5	50.1	29.4	21.9	17.4	14.7	10.02	8.50	4.34
1.70V	190.5	143.3	84.0	48.8	28.7	21.5	17.1	14.4	9.87	8.39	4.28
1.75V	178.5	135.2	80.7	47.1	27.8	20.8	16.6	14.1	9.66	8.23	4.21
1.80V	162.4	124.2	76.1	44.7	26.5	20.0	16.0	13.6	9.37	8.00	4.11
1.85V	140.5	109.1	69.6	41.2	24.7	18.7	15.1	12.9	8.95	7.68	3.96

Constant Power Discharge Characteristics : WPC(25˚C)

F.V/Time	10MIN	15MIN	30MIN	1HR	2HR	3HR	4HR	5HR	8HR	10HR	20HR
1.60V	351	269	160	95.4	56.6	42.5	33.8	28.6	19.8	16.9	8.62
1.65V	348	267	159	94.6	56.1	42.1	33.5	28.4	19.6	16.7	8.55
1.70V	336	258	156	92.5	55.0	41.3	33.0	28.0	19.4	16.5	8.46
1.75V	321	247	151	89.7	53.5	40.3	32.3	27.4	19.0	16.2	8.32
1.80V	297	230	144	85.5	51.3	38.8	31.2	26.6	18.5	15.8	8.13
1.85V	261	205	133	79.5	48.0	36.6	29.5	25.4	17.7	15.2	7.84

(Note) The above characteristics data are average values obtained within three charge/discharge cycle not the minimum values.

HG12-80(12V80Ah)

Discharge Characteristics Curve

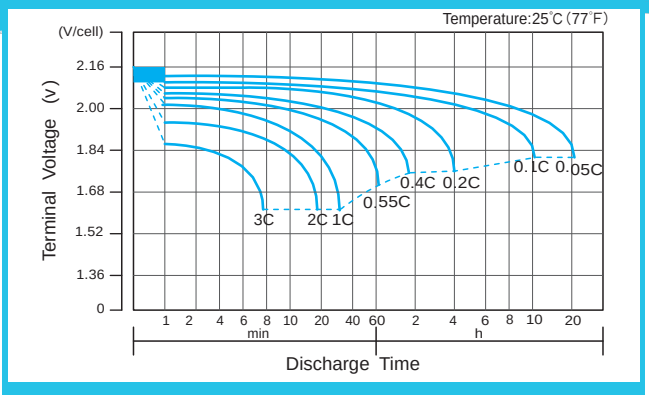

Charge Characteristic Curve for Cycle Use(IU)

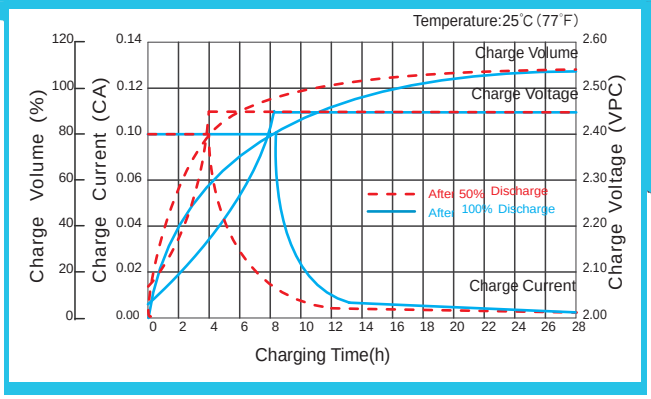

Cycle Life in Relation to Depth of Discharge

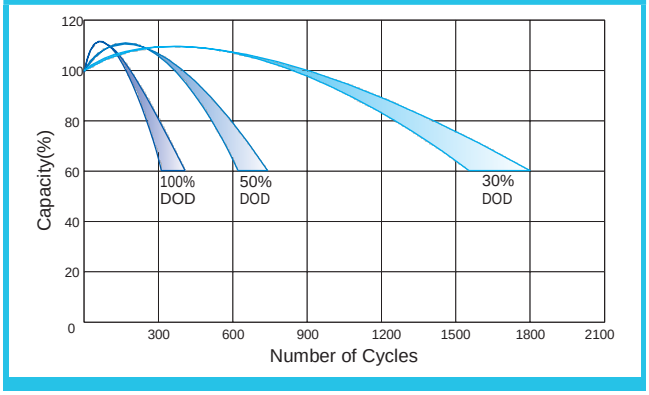

Relationship Between Charging Voltage and Temperature

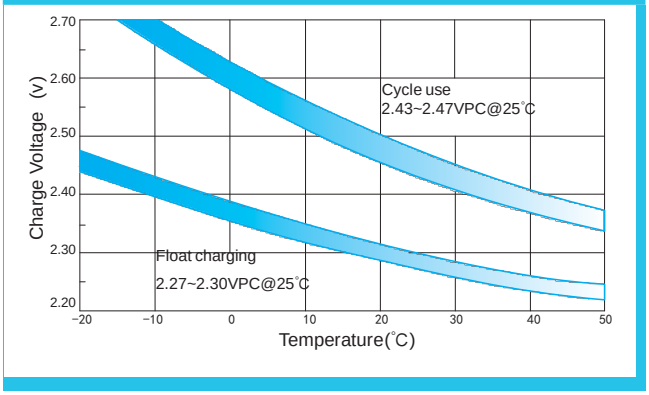

Temperature Effects on Capacity

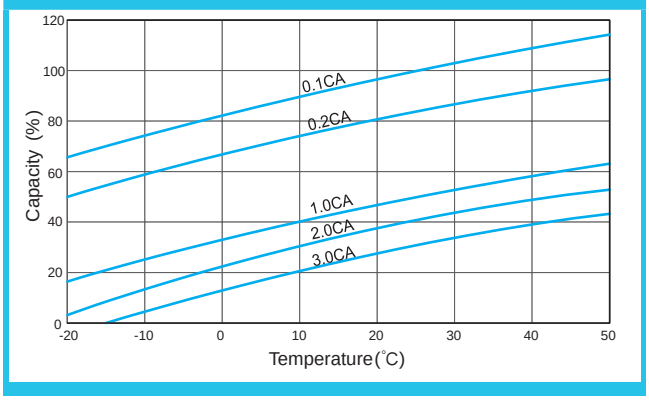

Storage Characteristics

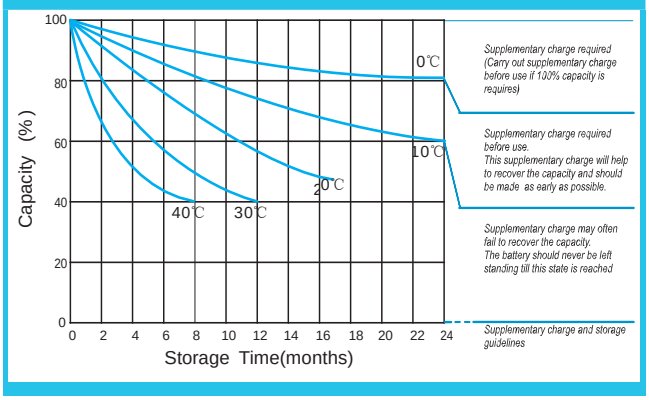

Effect of Temperature on Long Term Life

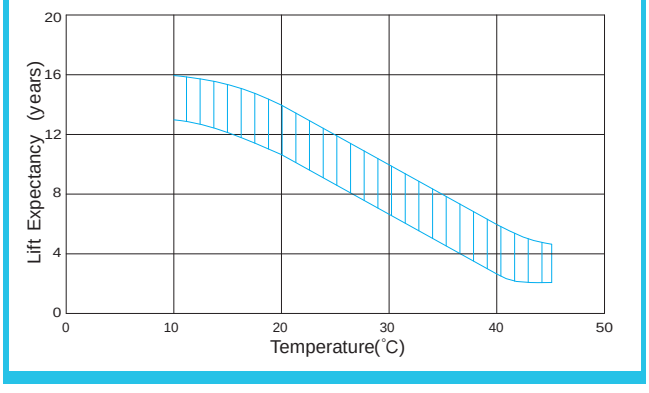

Relationship of OCV And State of Charge(20℃)

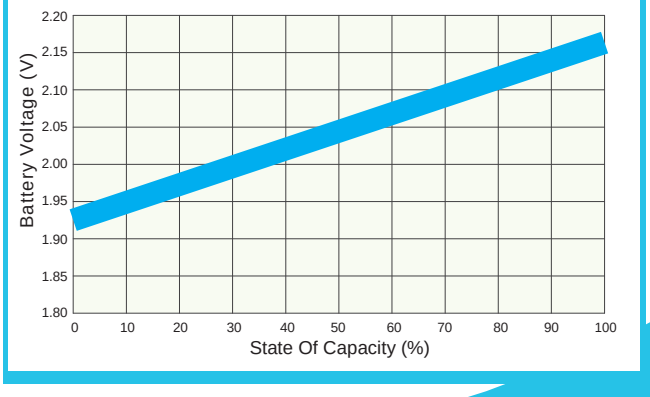

gdp

General de Pilas slu - Enrique Granados, 51 · 08008 Barcelona · Tel. +34 93 451 20 11 servicio cliente@generaldepilas.com

www.heycar.es