HG12-150(12V150Ah)

Specification

Cells Per Unit	6
Voltage Per Unit	12
Capacity	150Ah@10hr-rate to 1.80V per cell @25˚C
Weight	Approx. 44.5 Kg (Tolerance±1.5%)
Internal Resistance	Approx. 4.2 mΩ
Terminal	F12(M8)/F5(M8)
Max. Discharge Current	1500A (5 sec)
Design Life	12 years (floating charge)
Maximum Charging Current	45 A
Reference Capacity	C3 117.3AH C5 132.0AH C10 150.0AH C20 157.8AH
Float Charging Voltage	13.6 V~13.8 V @ 25˚C Temperature Compensation: -3mV/˚C/Cell
Cycle Use Voltage	14.6 V~14.8 V @ 25˚C Temperature Compensation: -4mV/˚C/Cell
Operating Temperature Range	Discharge: -20˚C~60˚C Charge: 0˚C~50˚C Storage: -20˚C~60˚C
Normal Operating Temperature Range	25˚C±5˚C
Self Discharge	Valve Regulated Lead Acid (VRLA) batteries can be stored for up to 6 months at 25˚C and then recharging is recommended. Monthly Self-discharge ratio is less than 3% at 25˚C.Please charged batteries before using.
Container Material	A.B.S. UL94-HB, UL94-V0 Optional.

HG (Deep Cycle) series batteries provide superior high integrity and reliability.
It is specially designed for frequent cyclic charge and discharge.
By using strong grids, thick plate and specially active material are designed for repeated deep-discharge applications.
The HG series batteries offers 30% more cyclic life than the standby series.
It is suitable for solar and wind renewable energy storage, mobility and medical equipment, RV, telecom, broadband and cable TV, UPS systems etc.

Dimensions

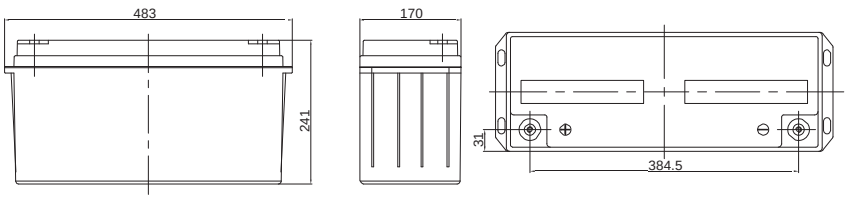

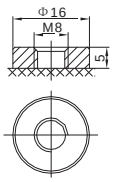

F12 Terminal

Length	483±1mm (19.0 inches)
Width	170±1mm (6.69 inches)
Height	241±1mm (9.49 inches)
Total Height	241±1mm (9.49 inches)
Terminal	Value
M5	6~7 N*m
M6	8~10 N*m
M8	10~12 N*m

Unit: mm

Constant Current Discharge Characteristics :A(25˚C)

F.V/Time	10MIN	15MIN	30MIN	1HR	2HR	3HR	4HR	5HR	8HR	10HR	20HR
1.60V	334.5	257.8	151.1	90.8	55.5	41.8	33.0	27.8	19.0	16.1	8.20
1.65V	323.4	250.1	147.9	89.1	54.5	41.1	32.6	27.5	18.8	15.9	8.13
1.70V	308.8	240.0	143.7	86.8	53.3	40.3	32.0	27.0	18.5	15.7	8.03
1.75V	289.4	226.4	138.0	83.7	51.6	39.1	31.1	26.4	18.1	15.4	7.89
1.80V	263.3	208.0	130.2	79.4	49.2	37.5	30.0	25.5	17.6	15.0	7.70
1.85V	227.8	182.7	119.1	73.3	45.8	35.2	28.3	24.2	16.8	14.4	7.42

Constant Power Discharge Characteristics : WPC(25˚C)

F.V/Time	10MIN	15MIN	30MIN	1HR	2HR	3HR	4HR	5HR	8HR	10HR	20HR
1.60V	569	451	274	170	105	79.8	63.4	53.7	37.1	31.6	16.2
1.65V	564	446	273	168	104	79.0	62.9	53.3	36.8	31.4	16.0
1.70V	545	432	266	165	102	77.6	61.9	52.5	36.3	31.0	15.9
1.75V	520	413	258	160	99.2	75.7	60.5	51.4	35.6	30.4	15.6
1.80V	481	385	246	152	95.1	72.8	58.4	49.9	34.6	29.6	15.2
1.85V	424	343	228	141	89.1	68.6	55.4	47.5	33.1	28.5	14.7

(Note) The above characteristics data are average values obtained within three charge/discharge cycle not the minimum values.

HG12-150(12V150Ah)

Discharge Characteristics Curve

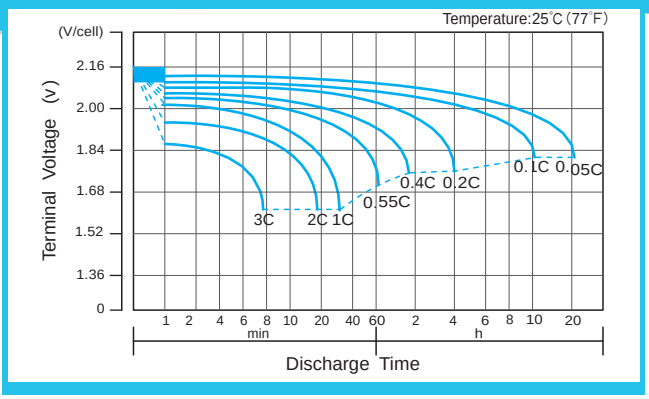

Charge Characteristic Curve for Cycle Use(IU)

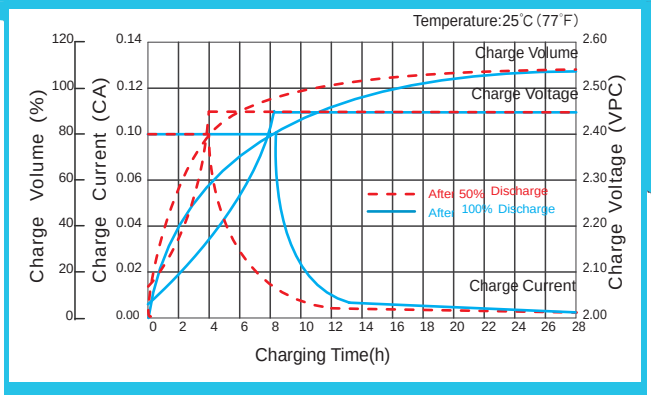

Cycle Life in Relation to Depth of Discharge

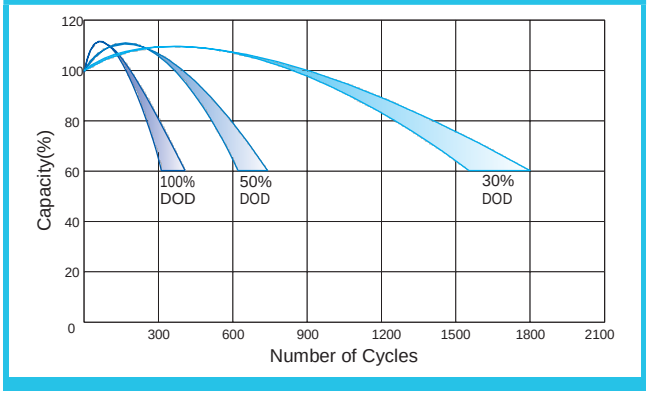

Relationship Between Charging Voltage and Temperature

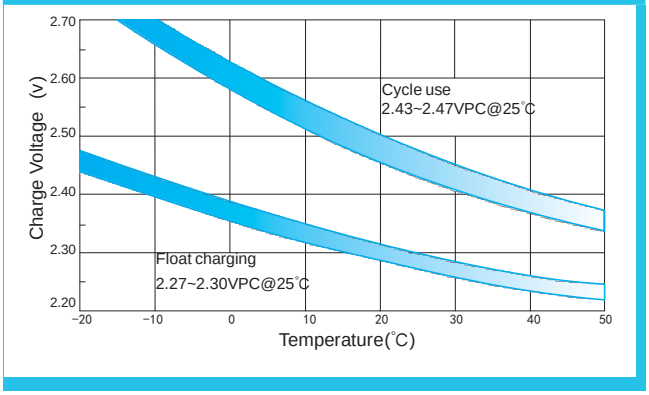

Temperature Effects on Capacity

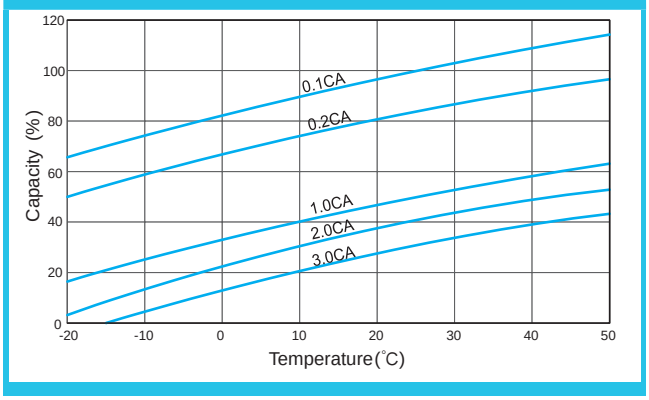

Storage Characteristics

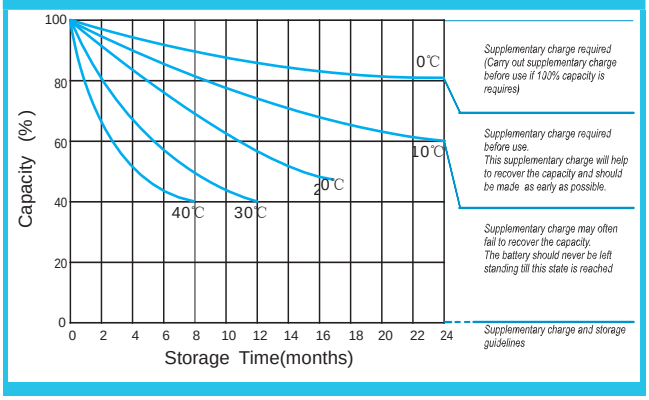

Effect of Temperature on Long Term Life

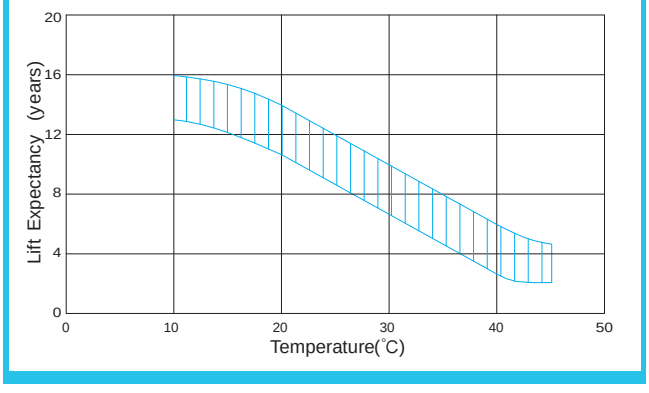

Relationship of OCV And State of Charge(20℃)

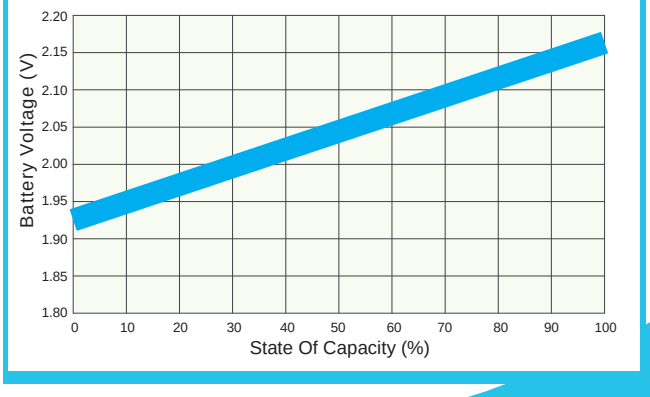

gdp

General de Pilas slu - Enrique Granados, 51 · 08008 Barcelona · Tel. +34 93 451 20 11 servicio cliente@generaldepilas.com

www.heycar.es